

# SHIRE OF CAPEL 2020/2021

## let's sort what goes where



Please place bins 0.5 metres apart on the kerbside before 6am on collection day. Your bin cannot be collected if it weighs more than 70 kg.

  Next day collection due to public holiday.

JULY						
S	M	T	W	T	F	S
			1	2	3	4
5	6	7	8	9	10	11
12	13	14	15	16	17	18
19	20	21	22	23	24	25
26	27	28	29	30	31	

AUGUST						
S	M	T	W	T	F	S
30	31					1
2	3	4	5	6	7	8
9	10	11	12	13	14	15
16	17	18	19	20	21	22
23	24	25	26	27	28	29

SEPTEMBER						
S	M	T	W	T	F	S
		1	2	3	4	5
6	7	8	9	10	11	12
13	14	15	16	17	18	19
20	21	22	23	24	25	26
27	28	29	30			

OCTOBER						
S	M	T	W	T	F	S
				1	2	3
4	5	6	7	8	9	10
11	12	13	14	15	16	17
18	19	20	21	22	23	24
25	26	27	28	29	30	31

NOVEMBER						
S	M	T	W	T	F	S
1	2	3	4	5	6	7
8	9	10	11	12	13	14
15	16	17	18	19	20	21
22	23	24	25	26	27	28
29	30					

DECEMBER						
S	M	T	W	T	F	S
		1	2	3	4	5
6	7	8	9	10	11	12
13	14	15	16	17	18	19
20	21	22	23	24	25	26
27	28	29	30	31		

Note: Due to Christmas Day holiday occurring Friday 25th December, bins usually collected on Friday will be collected on Saturday 26th December. Due to Good Friday holiday occurring Friday 2nd April, bins usually collected on Friday will be collected Saturday 3rd April.

JANUARY						
S	M	T	W	T	F	S
31					1	2
3	4	5	6	7	8	9
10	11	12	13	14	15	16
17	18	19	20	21	22	23
24	25	26	27	28	29	30

FEBRUARY						
S	M	T	W	T	F	S
	1	2	3	4	5	6
7	8	9	10	11	12	13
14	15	16	17	18	19	20
21	22	23	24	25	26	27
28						

MARCH						
S	M	T	W	T	F	S
	1	2	3	4	5	6
7	8	9	10	11	12	13
14	15	16	17	18	19	20
21	22	23	24	25	26	27
28	29	30	31			

APRIL						
S	M	T	W	T	F	S
				1	2	3
4	5	6	7	8	9	10
11	12	13	14	15	16	17
18	19	20	21	22	23	24
25	26	27	28	29	30	

MAY						
S	M	T	W	T	F	S
30	31					1
2	3	4	5	6	7	8
9	10	11	12	13	14	15
16	17	18	19	20	21	22
23	24	25	26	27	28	29

JUNE						
S	M	T	W	T	F	S
		1	2	3	4	5
6	7	8	9	10	11	12
13	14	15	16	17	18	19
20	21	22	23	24	25	26
27	28	29	30			

# Collection days




## LEGEND

● Tuesday    ● Thursday

All other areas are collected on Friday

# Putting your bins out for collection



Place bins out early by 6am on your collection day



Maximum weight of each bin is 70kg




Do not park in front of bins and keep laneways clear

keep at least **1m clear** from trees and not under canopy




keep at least **0.5m clear** between bins



keep at least **0.5m clear** between bins



keep at least **1m clear** of cars, mailboxes and fences etc.





Meat, bones, fruit  
and veg scraps



Small branches,  
flowers, lawn  
clippings



Pizza boxes, dog poo,  
cardboard, shredded  
paper, compostable bags



Please do not place plastic bags, clothes, treated timber, recyclables or general rubbish in this bin.



Aluminium and steel cans



Glass bottles and jars



Plastic bottles and containers



Cardboard (flattened)



Paper (no shredded paper)



Please do not place plastic bags or wrap, nappies, clothes, aerosols, gas bottles, ropes or hoses in this bin.



Remove lids, empty and rinse containers.



Plastic bags, wrap and  
thin plastic packaging



Nappies, personal hygiene  
waste, polystyrene foam



Damaged textiles



Household waste



Please do not place electronic items, fire alarms, batteries, fluro lights, chemicals, oils, paint, gas bottles or aerosols in this bin. To find out your local drop off point to recycle these items, please see your tip pass.

Please remove magnet prior to recycling this calendar in your recycling or your FOGO bin

## Electronic and Household Hazardous Waste (HHW)

Electronic and Hazardous Waste can cause harm to the environment and public health. Electronic Waste can be taken to the Capel Waste Transfer Station located at 79 Range Road, Capel or Stanley Road Waste Management Facility located at 45 Stanley Road, Wellesley.

The Capel Waste Transfer Station is open on public holidays apart from Christmas Day and Good Friday.



Household hazardous waste such as gas bottles and paint should be taken to the Stanley Road Waste Management Facility.



Triple rinsed Ag and Vet chemical drums can be taken to Capel Waste Transfer Station.



### WASTE MANAGEMENT FACILITY OPENING TIMES

No loads accepted after 4.30pm

	Capel Waste Transfer Station	Stanley Road Waste Management Facility
Monday	9.30am – 5.00pm	8.00am – 5.00pm
Tuesday	9.30am – 5.00pm	8.00am – 5.00pm
Wednesday	CLOSED	8.00am – 5.00pm
Thursday	CLOSED	8.00am – 5.00pm
Friday	9.30am – 5.00pm	8.00am – 5.00pm
Saturday	9.30am – 5.00pm	8.00am – 5.00pm
Sunday	9.30am – 5.00pm	8.00am – 5.00pm

New services and repairs  
Shire of Capel  
**9727 0222**

#### NEW SERVICES AND REPAIRS

Shire of Capel  
31 Forrest Road,  
Capel WA 6271

PO Box 369,  
Capel WA 6271

Open 8.30am to 4.30pm Monday to Friday  
(except public holidays)

Phone: (08) 9727 0222

Email: [info@capel.wa.gov.au](mailto:info@capel.wa.gov.au)

Web: [www.capel.wa.gov.au](http://www.capel.wa.gov.au)

Web: [www.watchyourwaste.wa.gov.au](http://www.watchyourwaste.wa.gov.au)

